



ICSID

**International Centre for
Settlement of Investment Disputes**
WORLD BANK GROUP

THE ICSID CASELOAD — STATISTICS

ISSUE 2020-2

The ICSID Caseload – Statistics

(Issue 2020-2)

This issue of the *ICSID Caseload – Statistics* updates the profile of the ICSID caseload, historically and for the Centre’s Fiscal Year 2020 (FY2020).¹ It is based on cases registered or administered by ICSID as of June 30, 2020.

This report illustrates: the number of cases registered under the ICSID Convention and Additional Facility Rules; the number of cases administered by ICSID; the basis of consent invoked for ICSID jurisdiction; the geographic distribution of ICSID cases by the State party to the dispute;² and the economic sectors involved in ICSID disputes.³ It also contains data on outcomes in ICSID arbitration and conciliation proceedings, including further information on disputes decided by arbitral tribunals, data on discontinued ICSID arbitration proceedings, and outcomes to date in annulment proceedings under the ICSID Convention. The nationalities, geographic origins and gender of arbitrators, conciliators and *ad hoc* committee members appointed in ICSID cases are also featured.

The Secretariat will continue to publish the *ICSID Caseload – Statistics* on a bi-annual basis and welcomes any comments or suggestions by email at ICSIDsecretariat@worldbank.org.

The content of this publication may be reproduced for educational use only with copyright acknowledgement to the International Centre for Settlement of Investment Disputes.

¹ The ICSID Fiscal Year covers the period July 1 to June 30.

² The classification of the geographic regions is based on the World Bank’s regional system, available at <https://www.worldbank.org/en/where-we-work>, and also includes World Bank donor countries.

³ The economic sector classification is based on the World Bank’s sector codes, available at <https://projects.worldbank.org/en/projects-operations/project-sector>.

Table of Contents

PART I ALL CASES REGISTERED AND ADMINISTERED BY ICSID

1. Map of the Contracting States and Other Signatories of the ICSID Convention as of June 30, 2020	6
2. Cases Registered by ICSID under the ICSID Convention and Additional Facility Rules	7
Chart 1: Total Number of ICSID Cases Registered, by Calendar Year	7
Chart 2: Number of ICSID Cases Registered, by Calendar Year	8
Chart 3: Type of ICSID Cases Registered	9
3. Cases Administered by the ICSID Secretariat under the ICSID Convention, the Additional Facility Rules and Other Rules	9
Chart 4: Number of Non-ICSID Cases Administered by the ICSID Secretariat over the Past Ten Fiscal Years	10
Chart 5: Total Cases Administered by the ICSID Secretariat, under ICSID and Non-ICSID Rules	10
4. Basis of Consent Invoked to Establish ICSID Jurisdiction in Registered ICSID Cases	11
Chart 6: Basis of Consent Invoked to Establish ICSID Jurisdiction in Cases Registered under the ICSID Convention and Additional Facility Rules	11
5. Geographic Distribution of All ICSID Cases, by State Party Involved	12
Chart 7: Geographic Distribution of All Cases Registered under the ICSID Convention and Additional Facility Rules, by State Party Involved	12
6. Distribution of All ICSID Cases by Economic Sector	12
Chart 8: Geographic Distribution of All Cases Registered under the ICSID Convention and Additional Facility Rules, by Economic Sector	12
7. ICSID Arbitration Proceedings – Outcomes	13
Chart 9: Arbitration Proceedings under the ICSID Convention and Additional Facility Rules – Outcomes	13
Chart 9a: Arbitration Proceedings under the ICSID Convention and Additional Facility Rules – Tribunal Rulings, Settlement & Discontinuances	13
Chart 9b: Disputes Decided by Arbitral Tribunals under the ICSID Convention and Additional Facility Rules – Findings	14
Chart 9c: Disputes Settled or Proceedings Otherwise Discontinued under the ICSID Convention and Additional Facility Rules – Basis	14
8. ICSID Conciliation Proceedings – Outcomes	15
Chart 10: Conciliation Proceedings under the ICSID Convention and Additional Facility Rules – Outcomes	15

Chart 11: Conciliation Proceedings under the ICSID Convention and Additional Facility Rules – Commission Reports	15
9. Annulment Proceedings under the ICSID Convention – Outcomes	16
Chart 12: Awards Rendered and Outcomes in Annulment Proceedings under the ICSID Convention, by Decade	16
10. Arbitrators, Conciliators and <i>ad hoc</i> Committee Members Appointed in ICSID Cases	17
Chart 13: Arbitrators, Conciliators and <i>ad hoc</i> Committee Members Appointed in Cases Registered under the ICSID Convention and Additional Facility Rules – Distribution of Appointments by Geographic Region	17
Chart 14: Arbitrators, Conciliators and <i>ad hoc</i> Committee Members Appointed in Cases Registered under the ICSID Convention and Additional Facility Rules – Distribution of Appointments by ICSID and by the Parties (or Party-appointed Arbitrators or Conciliators) by Geographic Region	17
Chart 15: State of Nationality of Arbitrators, Conciliators and <i>ad hoc</i> Committee Members Appointed in Cases Registered under the ICSID Convention and Additional Facility Rules	18
Chart 16: Arbitrators, Conciliators and <i>ad hoc</i> Committee Members Appointed in Cases Registered under the ICSID Convention and Additional Facility Rules – Distribution of Appointments by Gender	20
Chart 17: Arbitrators, Conciliators and <i>ad hoc</i> Committee Members Appointed in Cases Registered under the ICSID Convention and Additional Facility Rules – Distribution of Appointments by ICSID and by the Parties (or Party-appointed Arbitrators or Conciliators), by Gender	20

PART II

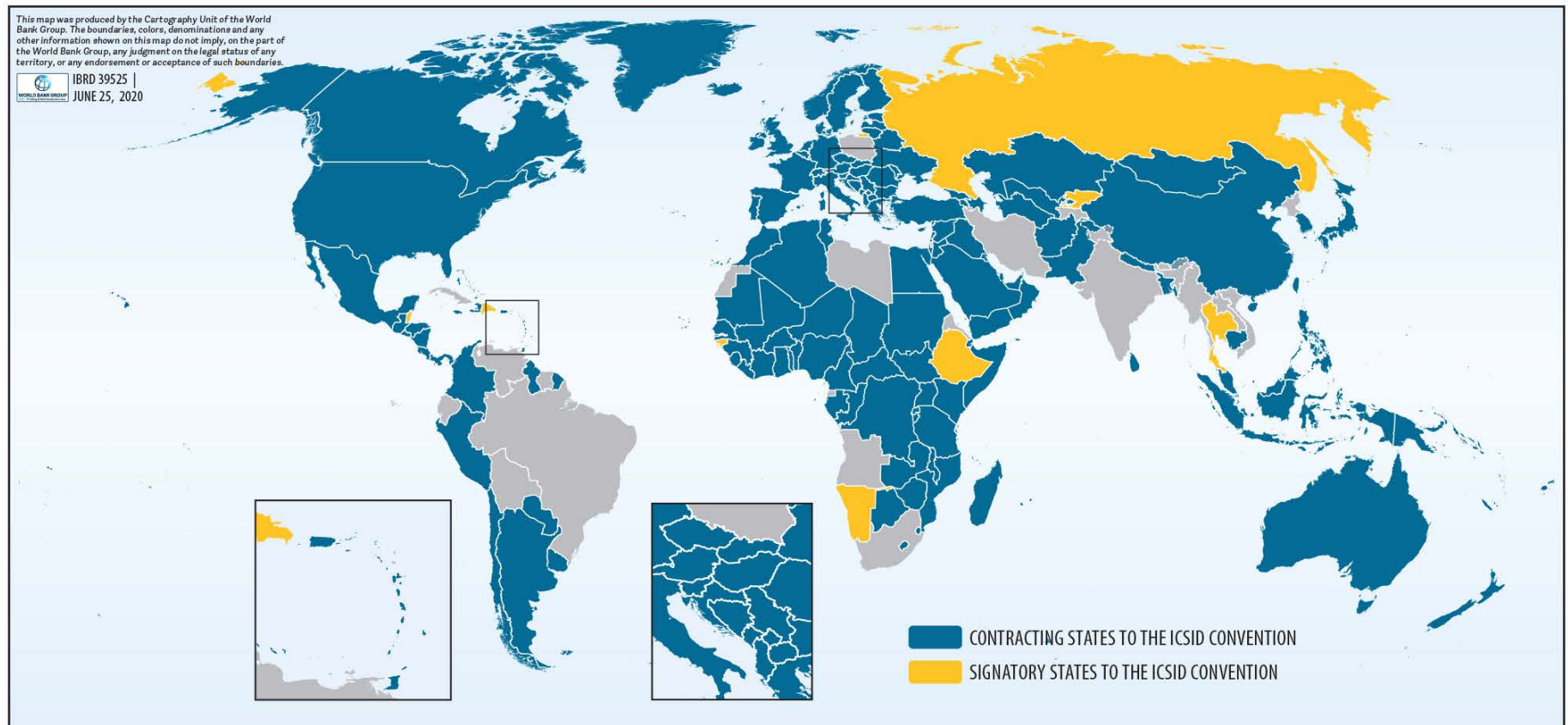
CASES REGISTERED AND ADMINISTERED BY ICSID IN FISCAL YEAR 2020 (FY2020)

1. New Cases Registered by ICSID in FY2020	22
Chart 1: Number of New Cases Registered under the ICSID Convention and Additional Facility Rules in FY2020	22
2. Non-ICSID Cases Administered by the ICSID Secretariat in FY2020	22
Chart 2: Number of Non-ICSID Cases Administered by the ICSID Secretariat in FY2020	22
3. Basis of Consent Invoked to Establish ICSID Jurisdiction in New Cases Registered in FY2020	23
Chart 3: Basis of Consent Invoked to Establish ICSID Jurisdiction in New Cases Registered in FY2020 under the ICSID Convention and Additional Facility Rules	23
4. Geographic Distribution of New ICSID Cases Registered in FY2020, by State Party Involved	24
Chart 4: Geographic Distribution of New Cases Registered in FY2020 under the ICSID Convention and Additional Facility Rules, by State Party Involved	24
Chart 5: Geographic Distribution of New Cases Registered in FY2020 under the ICSID Convention and Additional Facility Rules, by State Party Involved – Further Details	24
5. Distribution of New ICSID Cases Registered in FY2020, by Economic Sector	25
Chart 6: Distribution of New Cases Registered in FY2020 under the ICSID Convention and Additional Facility Rules, by Economic Sector	25

6. ICSID Arbitration Proceedings Concluded in FY2020 – Outcomes	26
Chart 7: Arbitration Proceedings under the ICSID Convention and Additional Facility Rules concluded in FY2020 – Outcomes	26
Chart 7a: Disputes Decided by Arbitral Tribunals under the ICSID Convention and Additional Facility Rules in FY2020 – Tribunal Rulings, Settlement & Discontinuances	26
Chart 7b: Disputes Decided by Arbitral Tribunals under the ICSID Convention and Additional Facility Rules in FY2020 – Findings	27
Chart 7c: Disputes Settled or Proceedings Otherwise Discontinued under the ICSID Convention and Additional Facility Rules in FY2020 – Basis	27
7. Arbitrators, Conciliators and <i>ad hoc</i> Committee Members Appointed in ICSID Cases in FY2020	28
Chart 8: Arbitrators, Conciliators and <i>ad hoc</i> Committee Members Appointed in FY2020 in Cases Registered under the ICSID Convention and Additional Facility Rules – Distribution of Appointments by Geographic Region	28
Chart 9: Arbitrators, Conciliators and <i>ad hoc</i> Committee Members Appointed in FY2020 in Cases Registered under the ICSID Convention and Additional Facility Rules – Distribution of Appointments by ICSID and by the Parties (or Party-appointed Arbitrators or Conciliators) by Geographic Region	28
Chart 10: State of Nationality of Arbitrators, Conciliators and <i>ad hoc</i> Committee Members Appointed in FY2020 in Cases Registered under the ICSID Convention and Additional Facility Rules	29
Chart 11: Arbitrators, Conciliators and <i>ad hoc</i> Committee Members Appointed in Cases Registered under the ICSID Convention and Additional Facility Rules in FY2020 – Distribution of Appointments by Gender	30
Chart 12: Arbitrators, Conciliators and <i>ad hoc</i> Committee Members Appointed in Cases Registered under the ICSID Convention and Additional Facility Rules in FY2020 – Distribution of Appointments by ICSID and by the Parties (or Party-appointed Arbitrators or Conciliators), by Gender	30

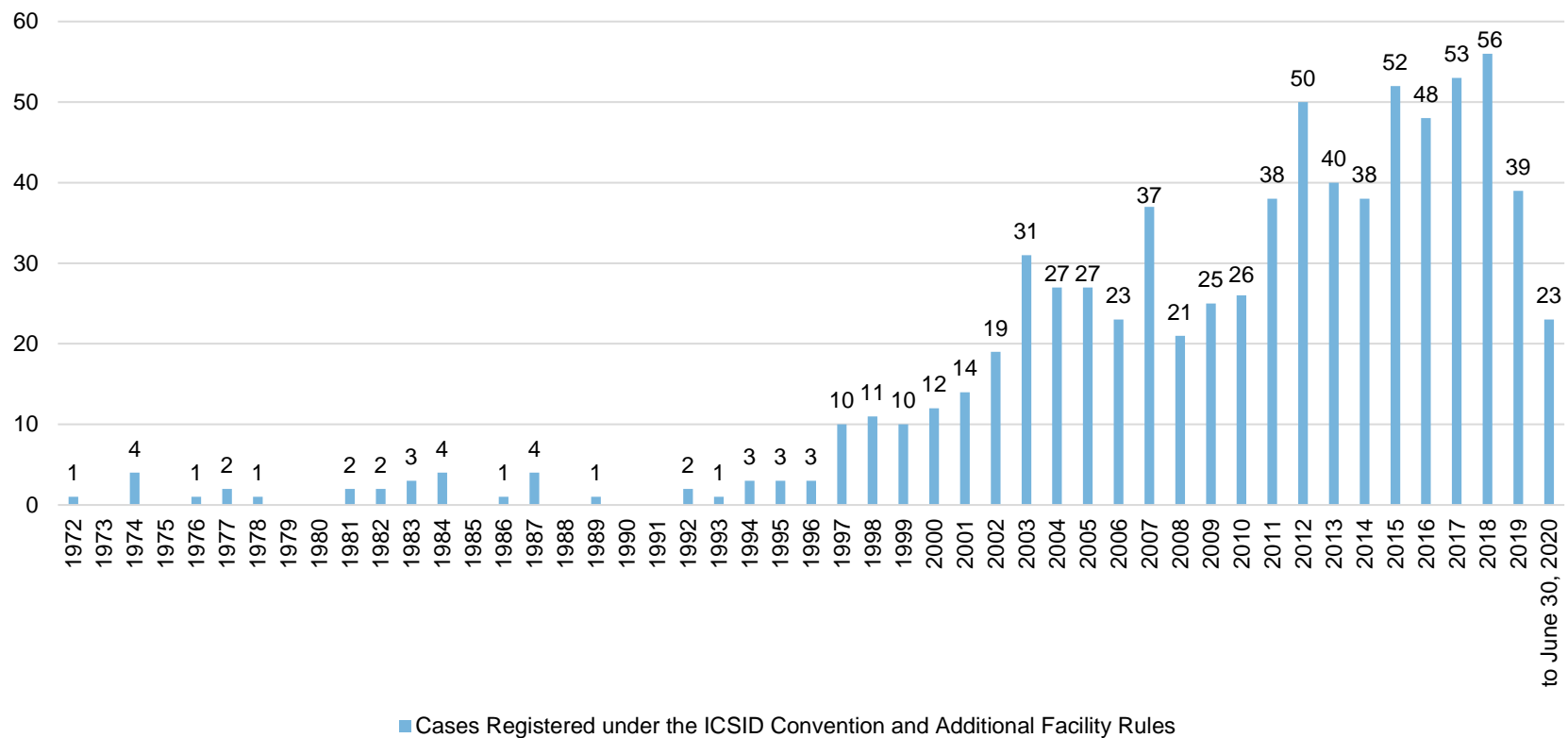
PART I
ALL CASES REGISTERED AND ADMINISTERED
BY ICSID

1. Map of the Contracting States and Other Signatories of the ICSID Convention as of June 30, 2020



2. Cases Registered by ICSID under the ICSID Convention and Additional Facility Rules

Chart 1: Total Number of ICSID Cases Registered, by Calendar Year



As of June 30, 2020, ICSID had registered 768 cases under the ICSID Convention and Additional Facility Rules.

Chart 2: Number of ICSID Cases Registered, by Calendar Year

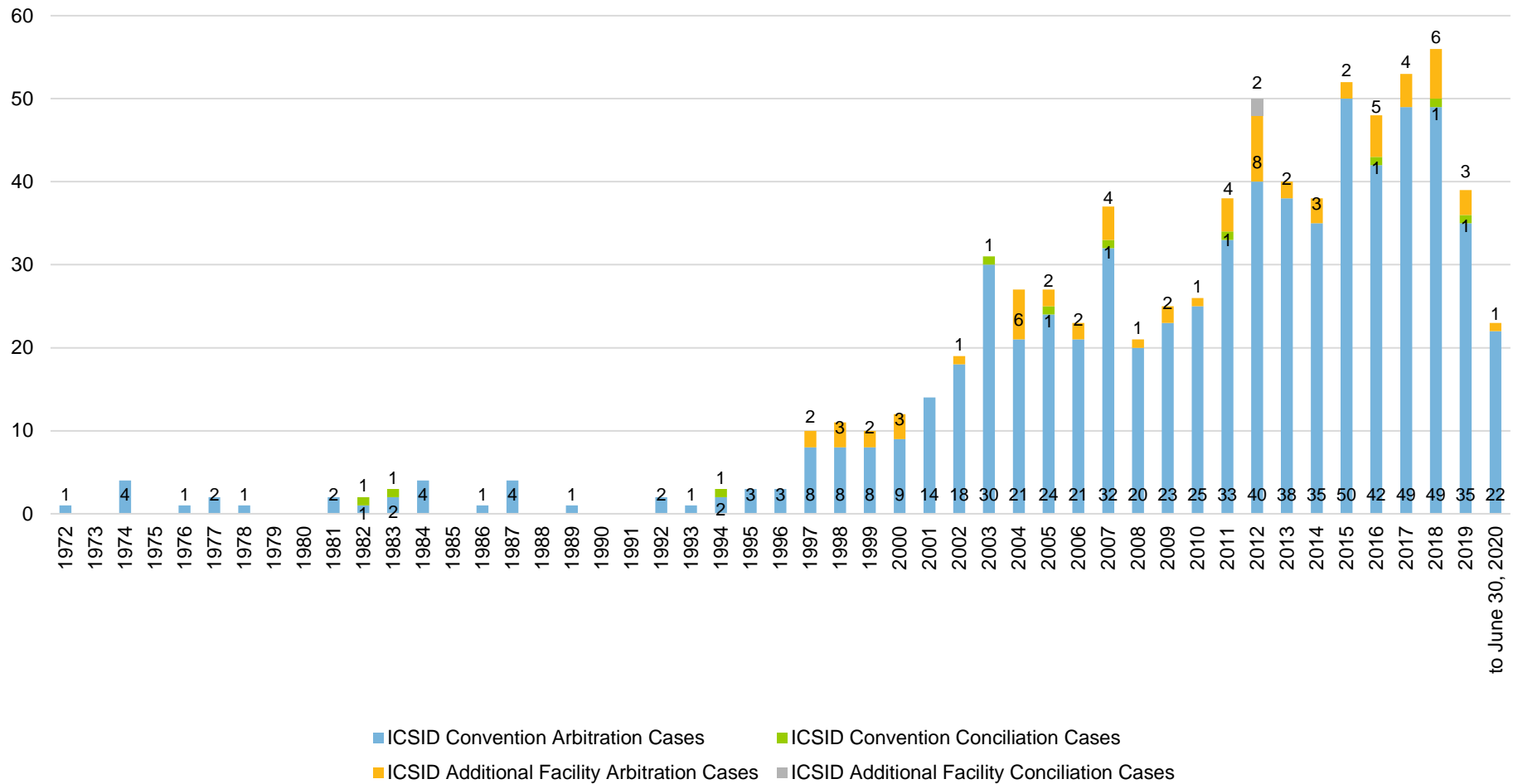
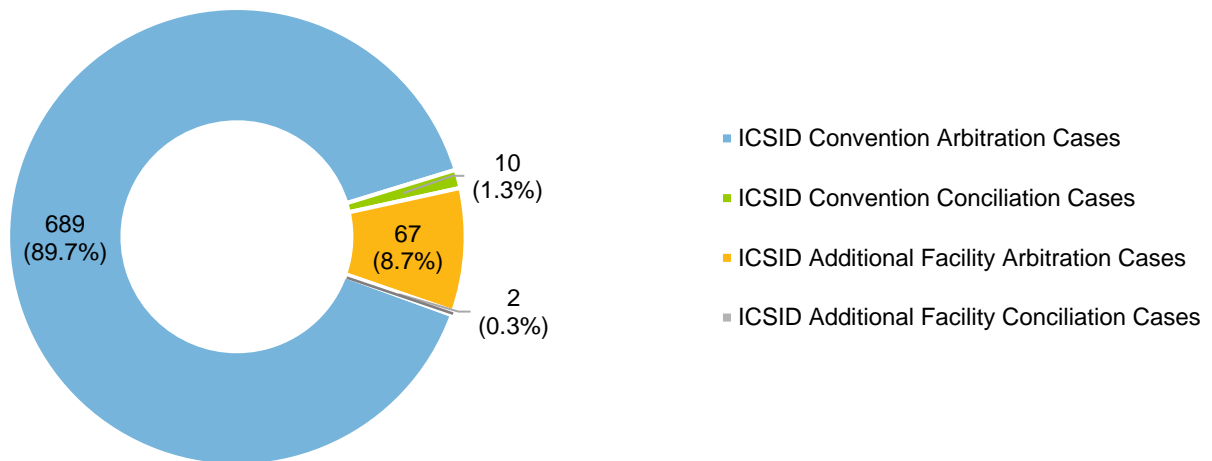


Chart 3: Type of ICSID Cases Registered



3. Cases Administered by the ICSID Secretariat under the ICSID Convention, the Additional Facility Rules and Other Rules

The ICSID Secretariat offers administrative support and facilities in State-State and investor-State proceedings conducted under non-ICSID rules. Among the State-State cases administered by ICSID are the *Southern Bluefin Tuna* case (Australia and New Zealand v. Japan), an expert determination proceeding under the Indus Waters Treaty of 1960, and an arbitration under the Softwood Lumber Agreement of 2006 (United States v. Canada).

The Centre also frequently provides administrative assistance to investor-State arbitrations under the UNCITRAL Arbitration Rules, free trade agreements and other *ad hoc* dispute settlement provisions. The Centre's services in these proceedings range from support with the organization of hearings to comprehensive administrative services comparable to those provided in ICSID cases. The Secretariat also acts as appointing authority, and decides proposals for disqualification of arbitrators, upon request. In addition to administering UNCITRAL arbitrations, ICSID has also assisted with the organization of hearings in arbitration proceedings conducted under the auspices of the ICC, LCIA, PCA, SCC, and other institutions.

For further information, please visit the Centre's [website](#) or contact the [Secretariat](#).

Chart 4: Number of Non-ICSID Cases Administered by the ICSID Secretariat over the Past Ten Fiscal Years

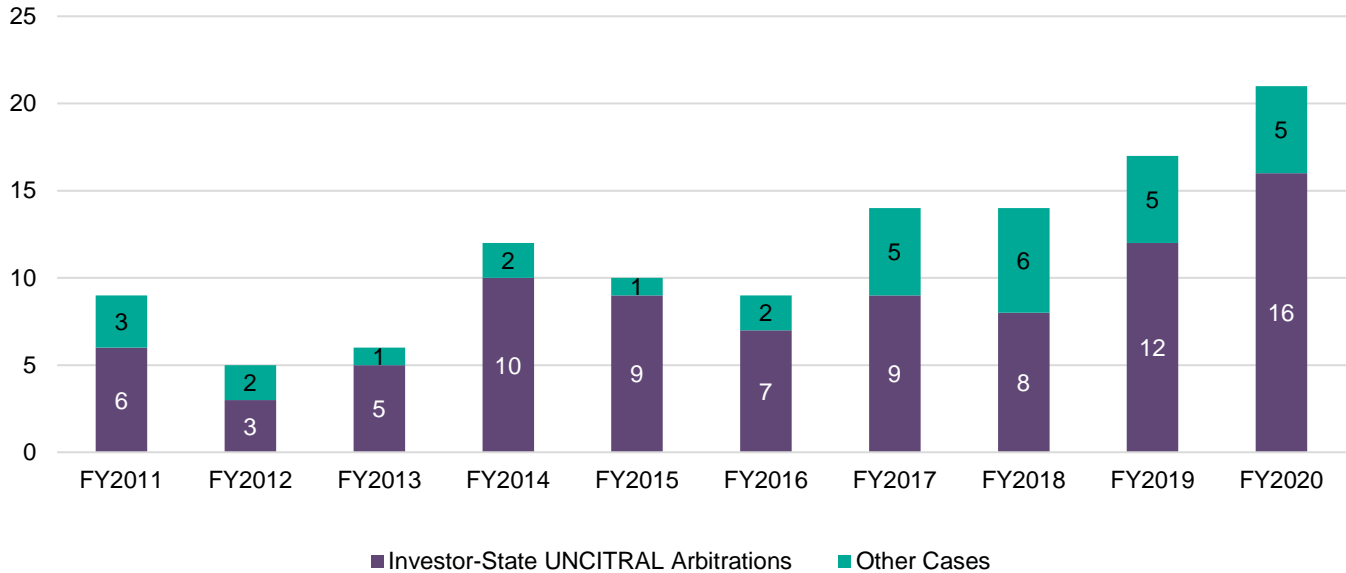
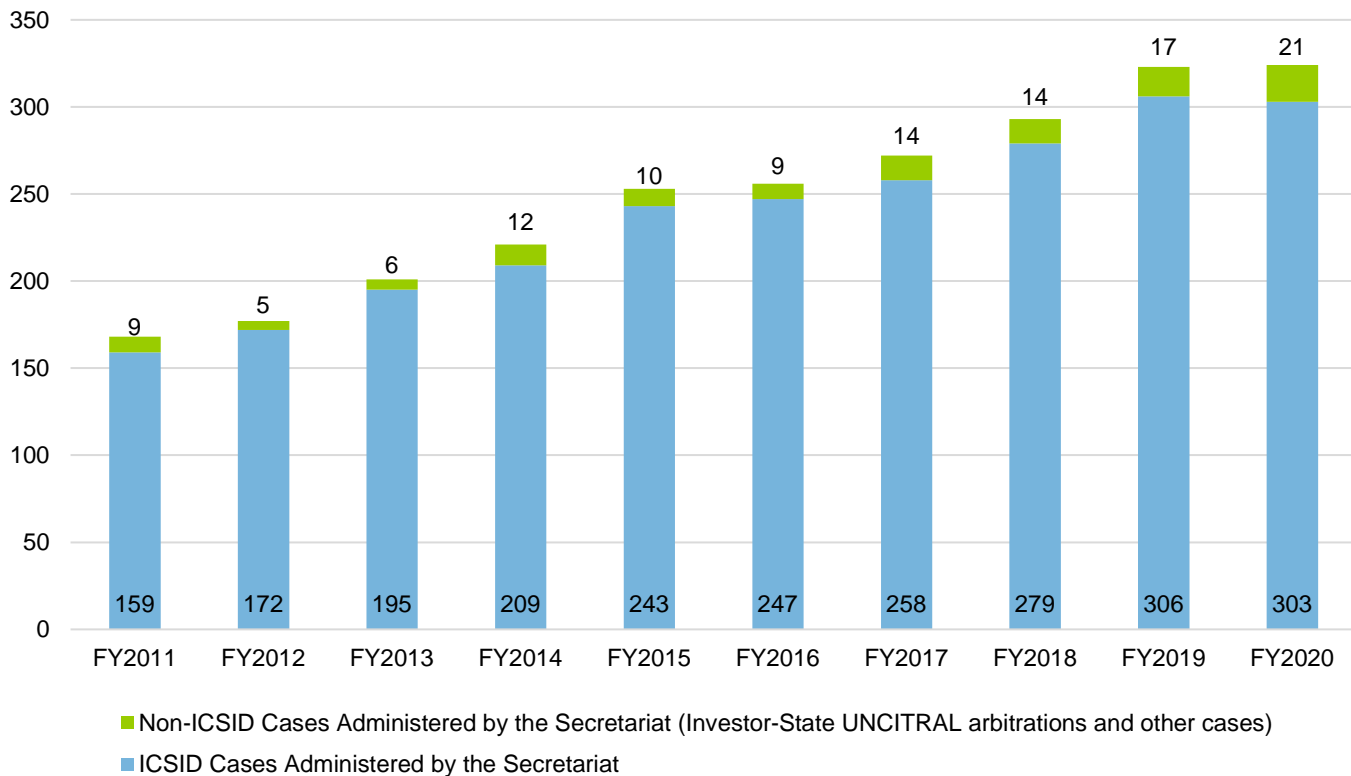
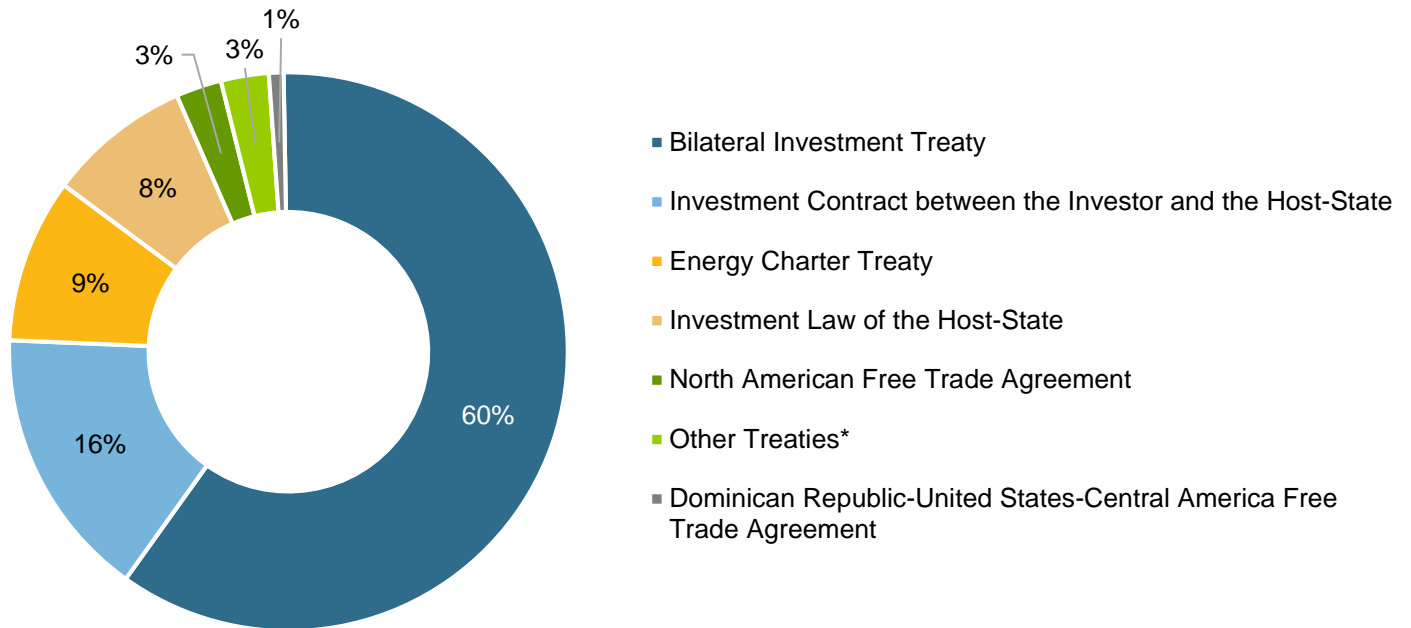


Chart 5: Total Cases Administered by the ICSID Secretariat, under ICSID and Non-ICSID Rules



4. Basis of Consent Invoked to Establish ICSID Jurisdiction in Registered ICSID Cases

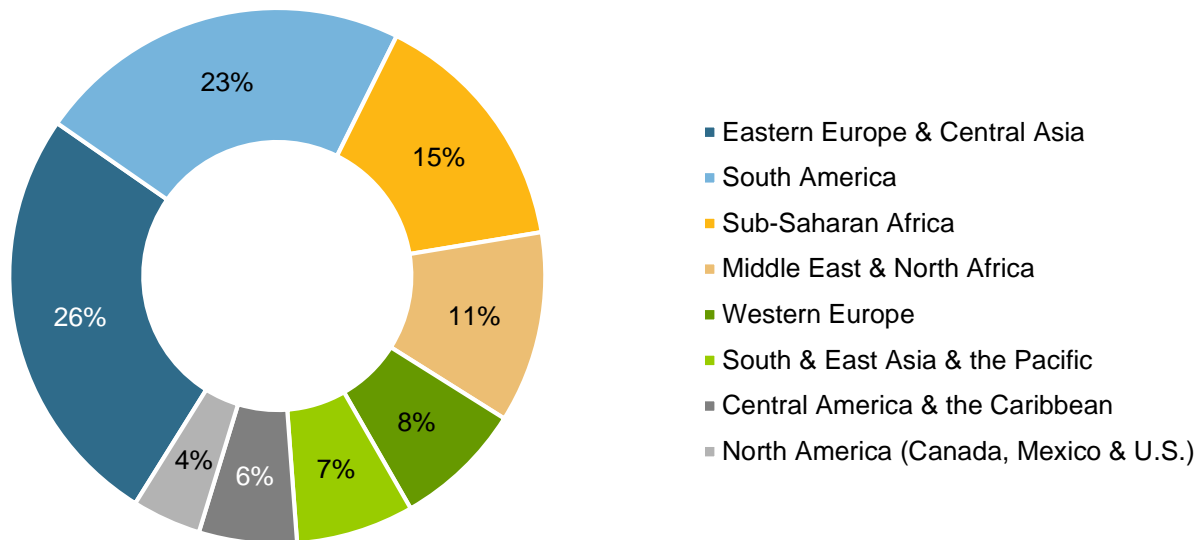
Chart 6: Basis of Consent Invoked to Establish ICSID Jurisdiction in Cases Registered under the ICSID Convention and Additional Facility Rules



* This category includes the Agreement on Promotion and Reciprocal Protection of Investments in the Member States of the Eurasian Economic Community; Agreement on Promotion, Protection and Guarantee of Investments among Member States of the Organisation of the Islamic Conference; ASEAN Agreement for the Promotion and Protection of Investments; Canada-Colombia Free Trade Agreement; Canada-Peru Free Trade Agreement; Central America-Panama Free Trade Agreement; Chile-Colombia Free Trade Agreement; Colombia-Mexico Free Trade Agreement; Oman-U.S. Free Trade Agreement; Peru-Singapore Free Trade Agreement; Treaty on the Eurasian Economic Union; U.S.-Colombia Trade Promotion Agreement; U.S.-Morocco Free Trade Agreement; U.S.-Panama Trade Promotion Agreement; and the U.S.-Peru Trade Promotion Agreement.

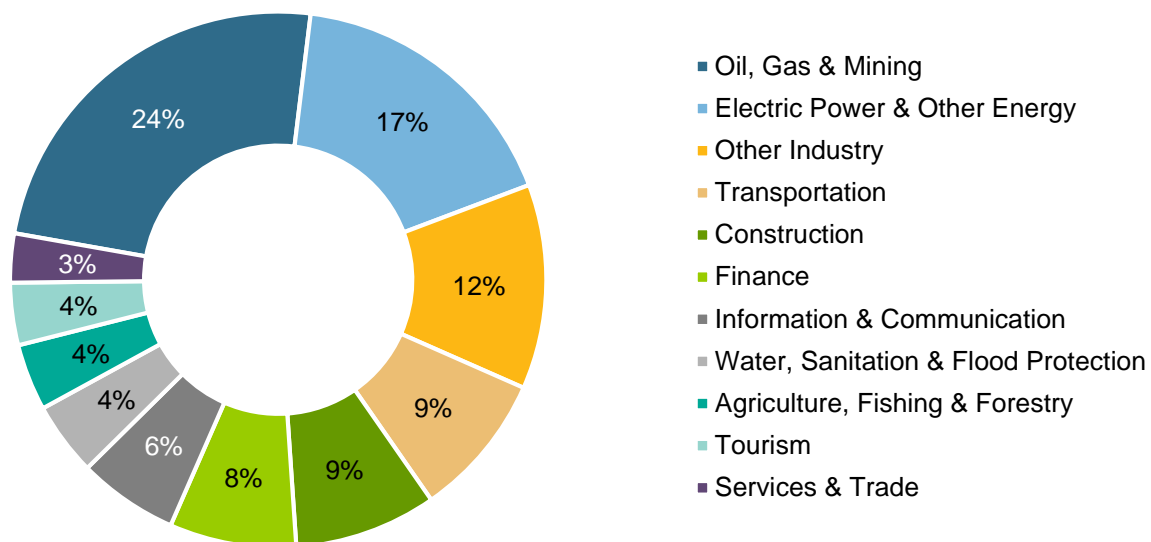
5. Geographic Distribution of All ICSID Cases, by State Party Involved

Chart 7: Geographic Distribution of All Cases Registered under the ICSID Convention and Additional Facility Rules, by State Party Involved



6. Distribution of All ICSID Cases by Economic Sector

Chart 8: Geographic Distribution of All Cases Registered under the ICSID Convention and Additional Facility Rules, by Economic Sector



7. ICSID Arbitration Proceedings – Outcomes

Chart 9: Arbitration Proceedings under the ICSID Convention and Additional Facility Rules – Outcomes

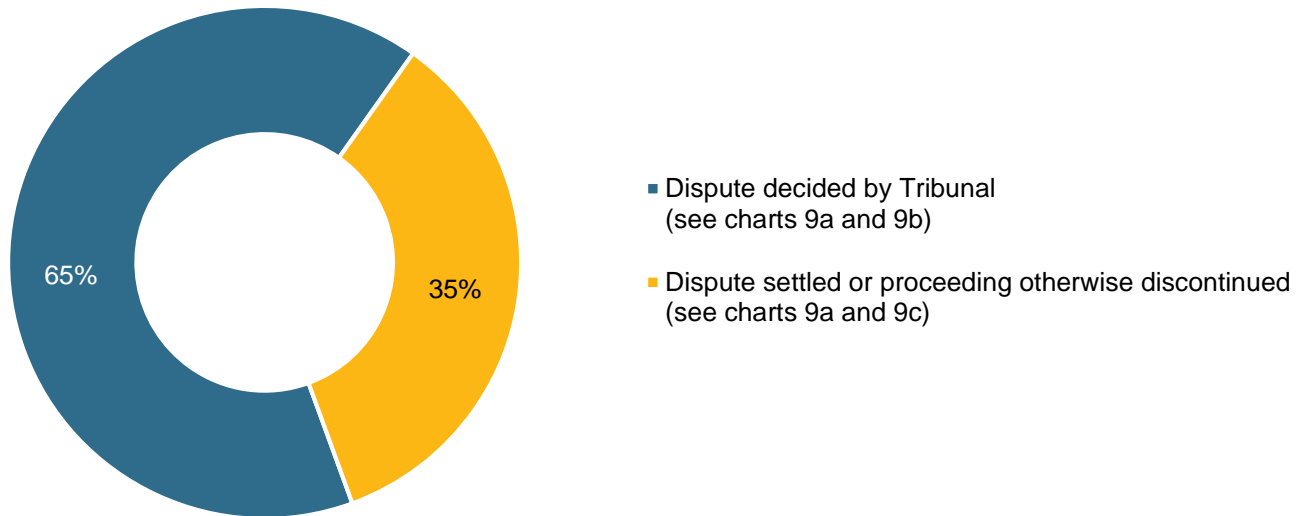


Chart 9a: Arbitration Proceedings under the ICSID Convention and Additional Facility Rules – Tribunal Rulings, Settlement & Discontinuances

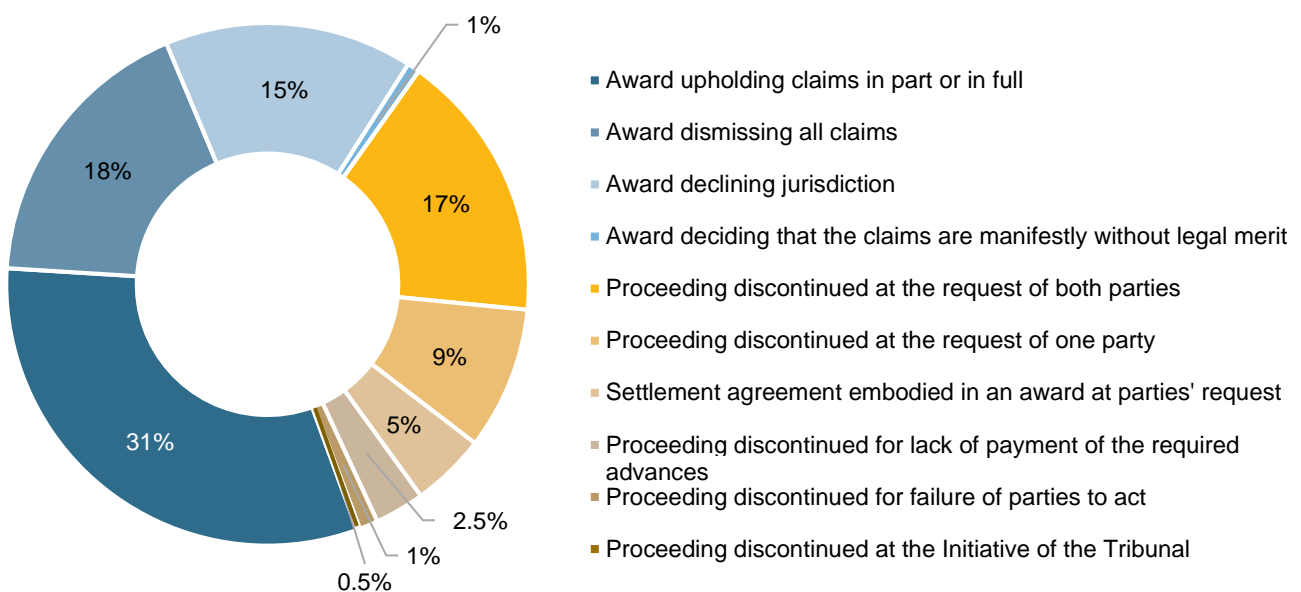
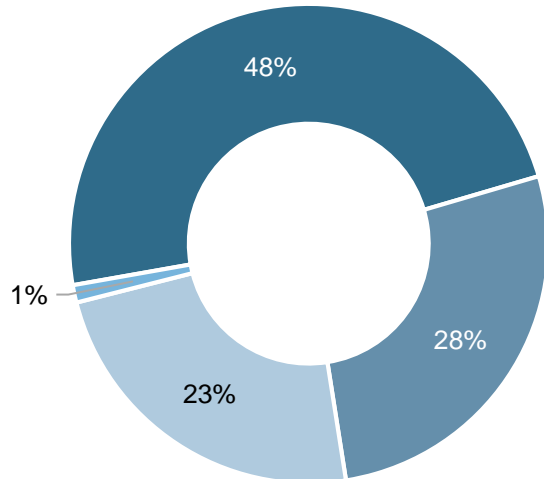
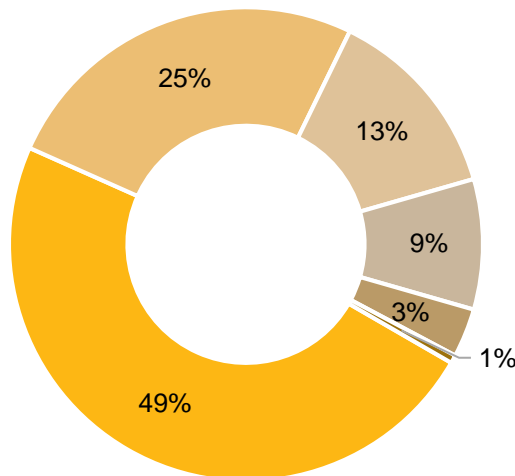


Chart 9b: Disputes Decided by Arbitral Tribunals under the ICSID Convention and Additional Facility Rules – Findings



- Award upholding claims in part or in full
- Award dismissing all claims
- Award declining jurisdiction
- Award deciding that the claims are manifestly without legal merit

Chart 9c: Disputes Settled or Proceedings Otherwise Discontinued under the ICSID Convention and Additional Facility Rules – Basis



- Proceeding discontinued at the request of both parties [1]
- Proceeding discontinued at the request of one party [2]
- Settlement agreement embodied in an award at parties' request [3]
- Proceeding discontinued for lack of payment of the required advances [4]
- Proceeding discontinued for failure of parties to act [5]
- Proceeding discontinued at the Initiative of the Tribunal [6]

[1] ICSID Arbitration Rule 43(1) and Arbitration (Additional Facility) Rule 49(1).

[2] ICSID Arbitration Rule 44. No case concluded to date on the basis of Arbitration (Additional Facility) Rule 50.

[3] ICSID Arbitration Rule 43(2) and Arbitration (Additional Facility) Rule 49(2).

[4] ICSID Administrative & Financial Regulation 14(3)(d).

[5] ICSID Arbitration Rule 45 and Arbitration (Additional Facility) Rule 51.

[6] In accordance with Article 44 of the ICSID Convention.

8. ICSID Conciliation Proceedings – Outcomes

Chart 10: Conciliation Proceedings under the ICSID Convention and Additional Facility Rules – Outcomes

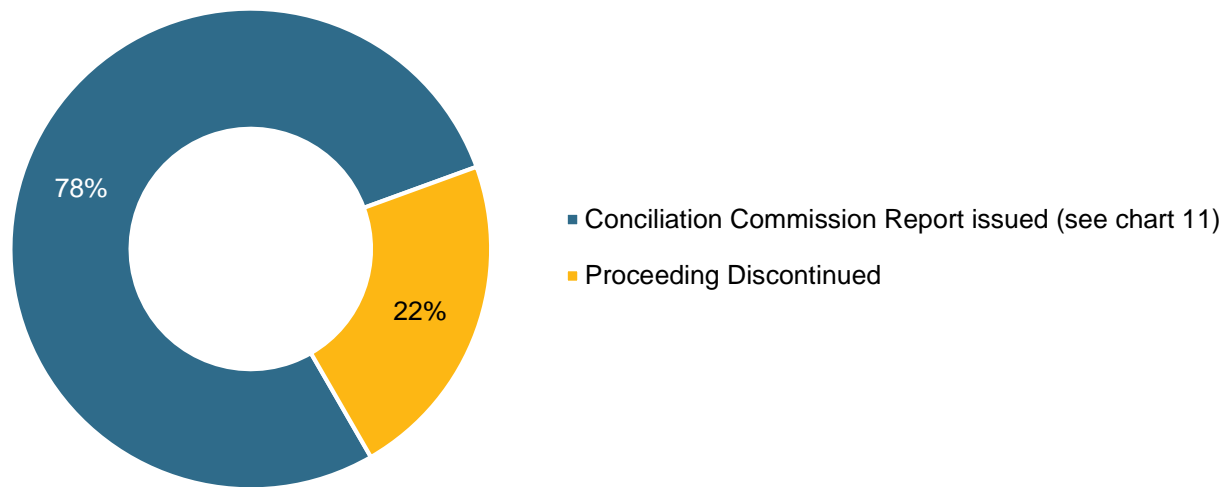
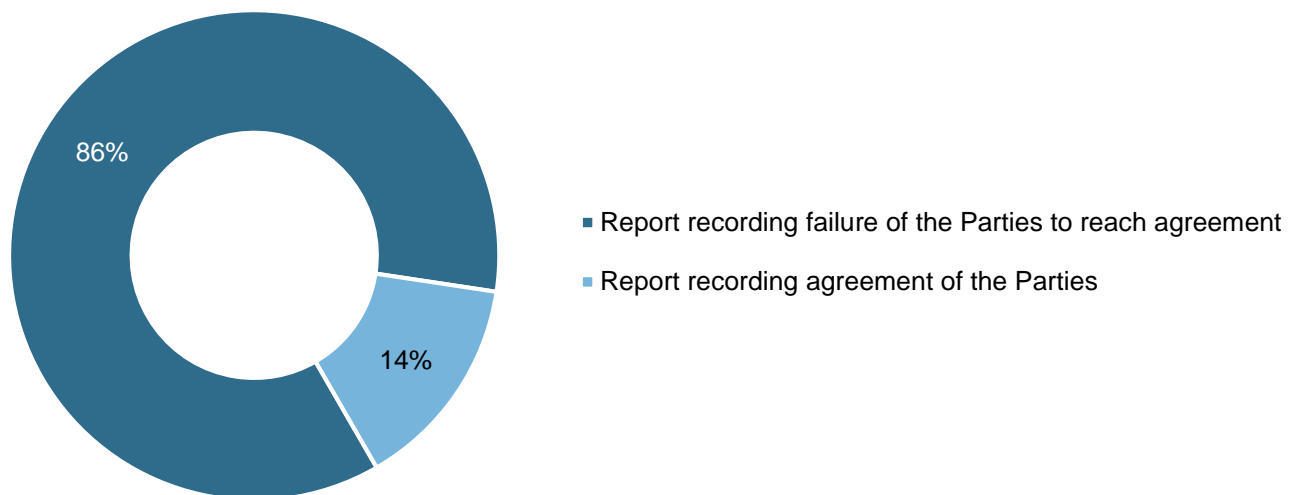
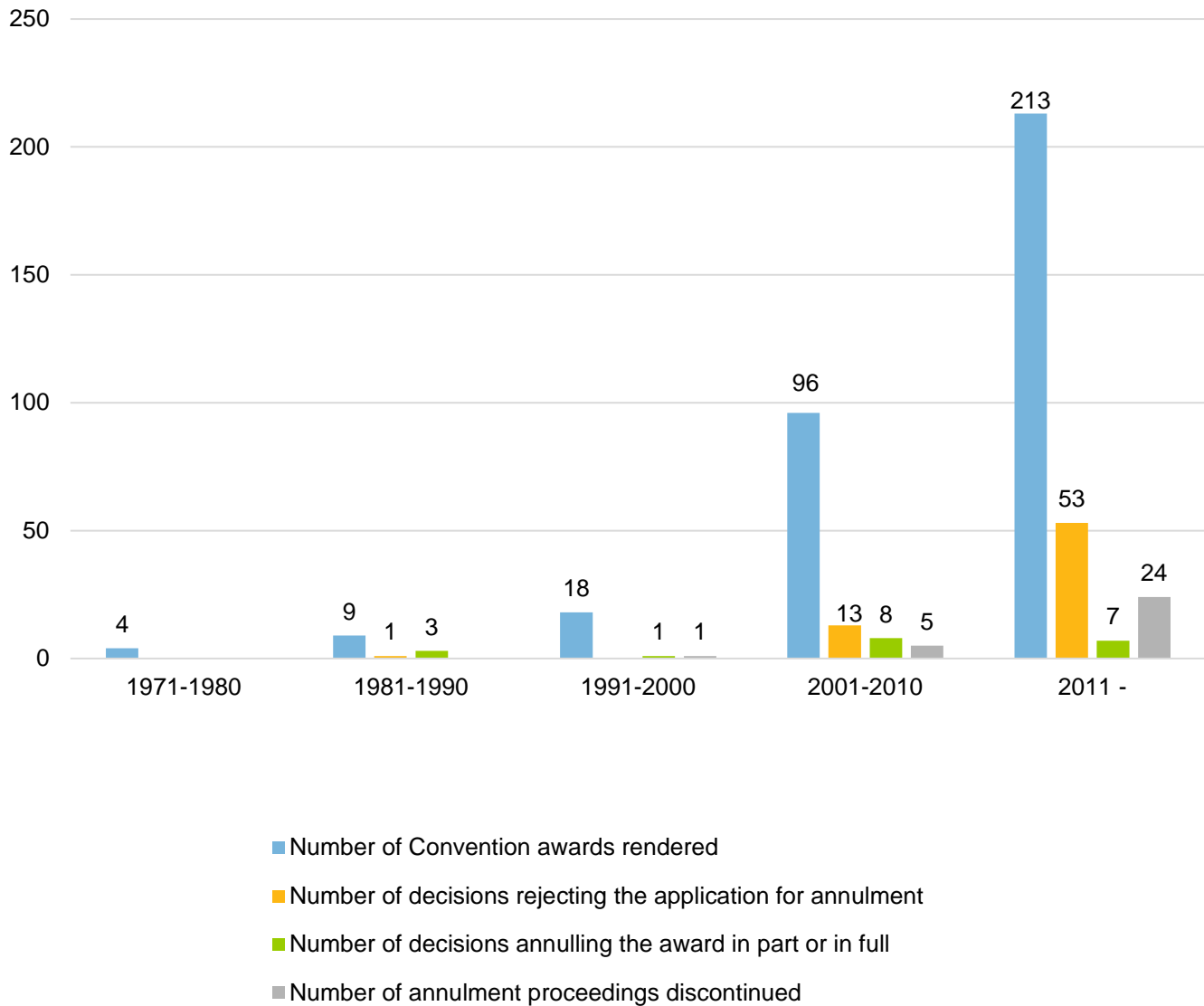


Chart 11: Conciliation Proceedings under the ICSID Convention and Additional Facility Rules – Commission Reports



9. Annulment Proceedings under the ICSID Convention – Outcomes

Chart 12: Awards Rendered and Outcomes in Annulment Proceedings under the ICSID Convention, by Decade



10. Arbitrators, Conciliators and *ad hoc* Committee Members Appointed in ICSID Cases

Chart 13: Arbitrators, Conciliators and *ad hoc* Committee Members Appointed in Cases Registered under the ICSID Convention and Additional Facility Rules – Distribution of Appointments by Geographic Region

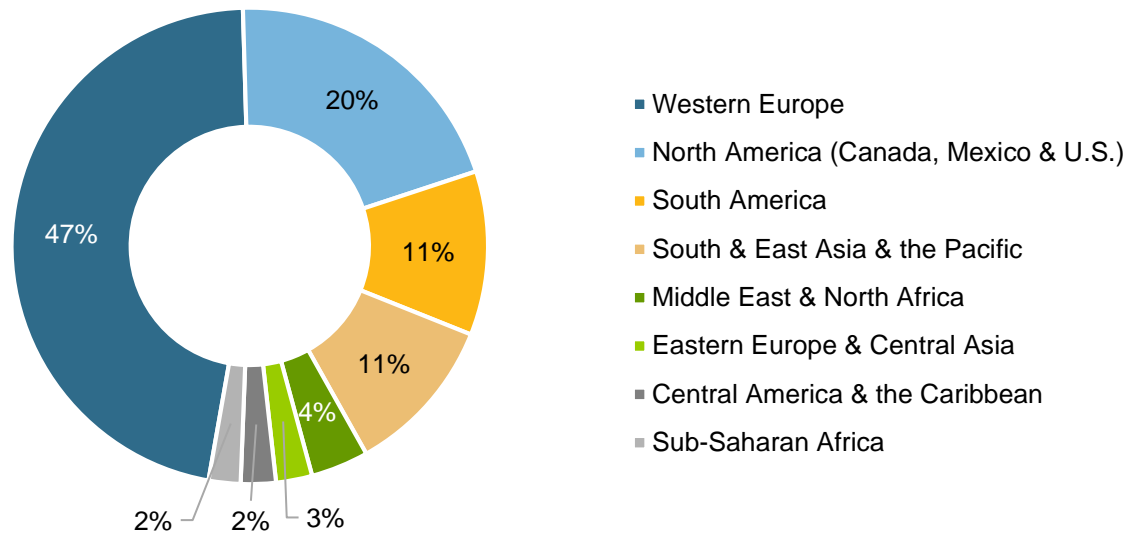


Chart 14: Arbitrators, Conciliators and *ad hoc* Committee Members Appointed in Cases Registered under the ICSID Convention and Additional Facility Rules – Distribution of Appointments by ICSID and by the Parties (or Party-appointed Arbitrators or Conciliators) by Geographic Region

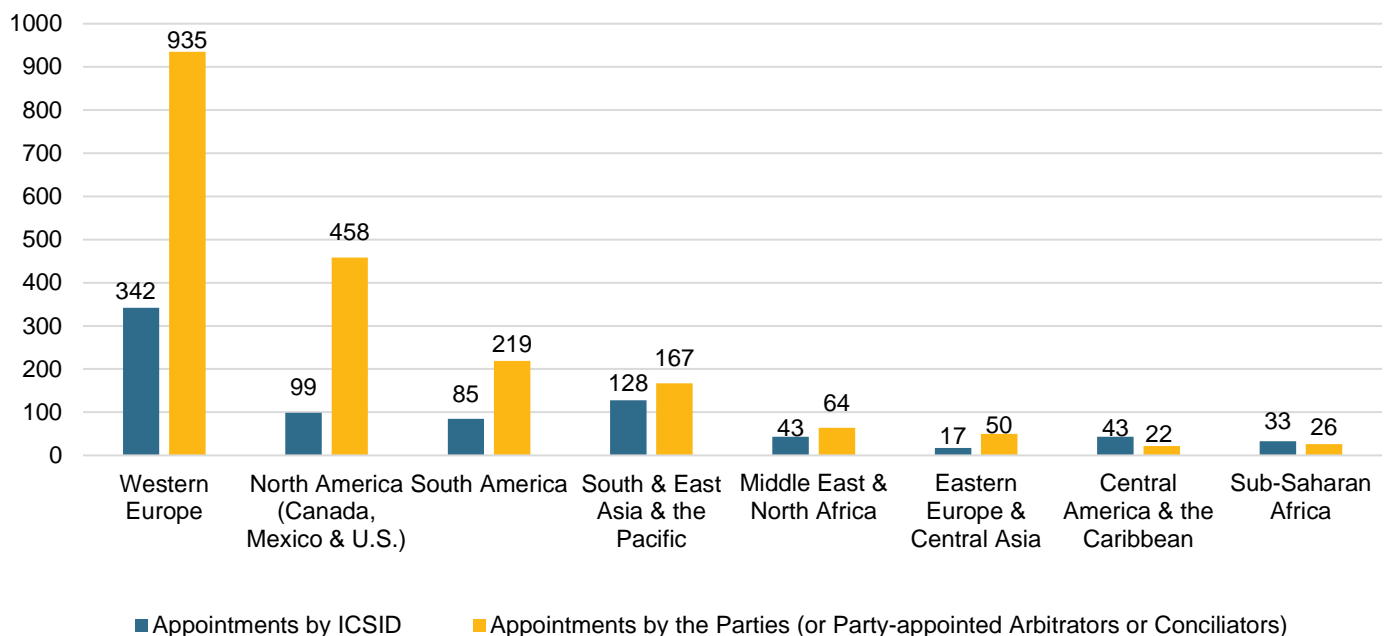


Chart 15: State of Nationality of Arbitrators, Conciliators and *ad hoc* Committee Members Appointed in Cases Registered under the ICSID Convention and Additional Facility Rules

Nationality/ Nationalities	As of June 30, 2020	Nationality/ Nationalities	As of June 30, 2020
France	270	Canada/United Kingdom	13
United States of America	257	France/Switzerland	13
United Kingdom	232	Morocco	13
Canada	151	Peru	13
Switzerland	140	Slovak Republic	13
Spain	124	Bangladesh	12
Australia	105	Iran, Islamic Rep. of/France	12
Germany	102	Malaysia	12
Mexico	79	Greece	11
Italy	74	Philippines	11
Belgium	72	Germany/Austria	10
Argentina	69	Ireland/Germany	10
Chile	62	Nigeria	10
Netherlands	53	Australia/Ireland	9
New Zealand	49	Denmark	9
Colombia	46	Uruguay	9
Bulgaria	44	Venezuela	9
Egypt, Arab Rep. of	39	Colombia/France	8
Costa Rica	32	Somalia	8
Sweden	30	Argentina/United States of America	7
France/Sweden	28	Ecuador	7
Singapore	28	Senegal	7
United Kingdom/France	25	Thailand	7
Austria	24	India	6
Argentina/Spain	21	Portugal	6
Canada/New Zealand	20	Switzerland/Ireland	6
Brazil	19	United Kingdom/Italy	6
Finland	19	Bahamas	5
United States of America/Switzerland	19	Canada/Lebanon	5
Pakistan	16	Guyana	5
China	15	Ireland/United States of America	5
Guatemala	15	United Kingdom/Nigeria	5
Korea, Rep. of	15	United States of America/France	5
Lebanon/France	14	United States of America/United Kingdom	5
Switzerland/Brazil	14	Algeria	4

Nationality/ Nationalities	As of June 30, 2020
Barbados	4
Cyprus	4
Iran, Islamic Rep. of	4
Lebanon/Chile	4
New Zealand/United Kingdom	4
Paraguay	4
Peru/Switzerland	4
Czech Republic	3
Honduras	3
Israel	3
Jamaica	3
Mexico/Germany	3
Serbia	3
South Africa	3
Togo	3
Benin	2
Cameroon	2
Chile/United States of America	2
France/Mauritius	2
Gabon	2
Ghana	2
Ireland	2
Japan	2
Jordan	2
Lebanon	2
Madagascar	2
Malawi	2
Malta/South Africa	2
United Kingdom/Germany	2
Algerian/French	1
Argentina/Brazil	1

Nationality/ Nationalities	As of June 30, 2020
Australia/Germany	1
Belgium/ United Kingdom	1
Burundi	1
Cabo Verde	1
Canada/Switzerland	1
Central African Republic	1
Croatia	1
Czechoslovakia	1
Dominica	1
Dominican Republic	1
El Salvador	1
France/Lebanon/Ecuador	1
France/New Zealand	1
France/Syria	1
Israel/Switzerland	1
Luxembourg	1
Mexico/United States of America	1
Norway	1
Pakistan/United States of America	1
Romania	1
Slovenia	1
Sri Lanka	1
Sudan	1
Turkey	1
United Kingdom/Ghana	1
United Kingdom/Iran, Islamic Rep. Of	1
United Kingdom/Pakistan	1
United Kingdom/Uganda	1
United States of America/Canada	1
Uruguay/France	1
Zambia	1

Chart 16: Arbitrators, Conciliators and *ad hoc* Committee Members Appointed in Cases Registered under the ICSID Convention and Additional Facility Rules – Distribution of Appointments by Gender

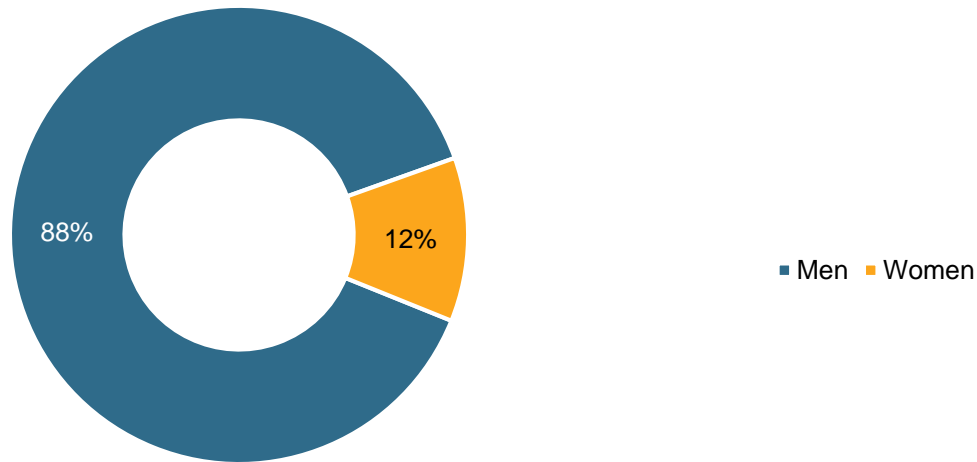
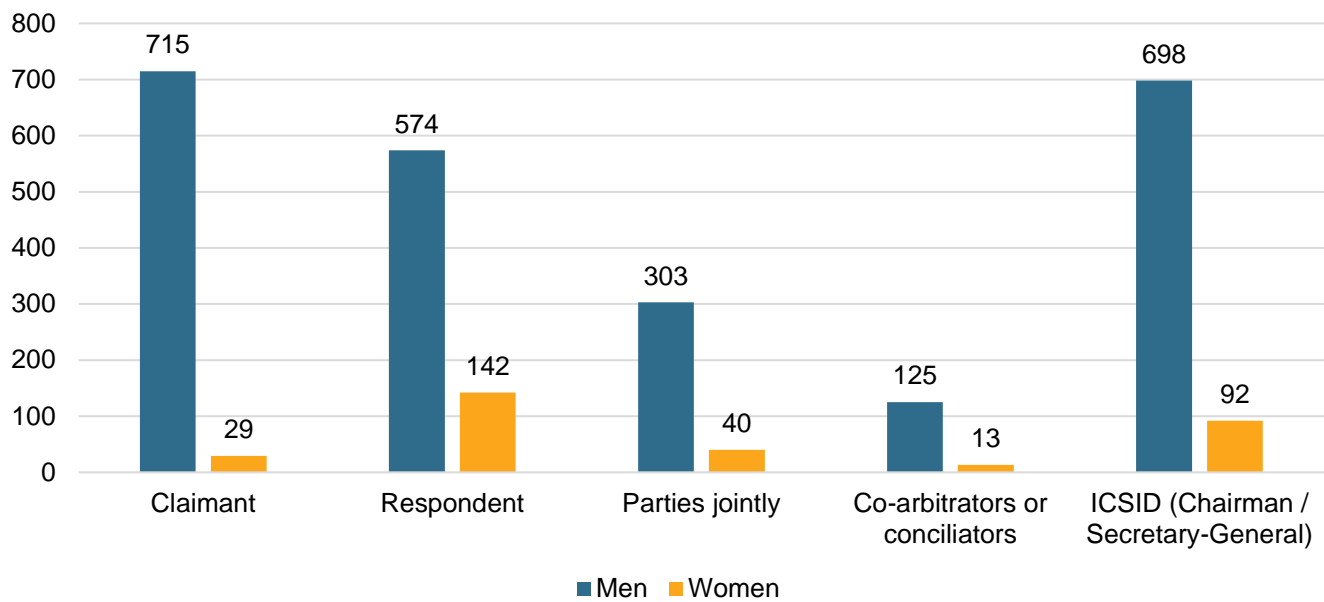


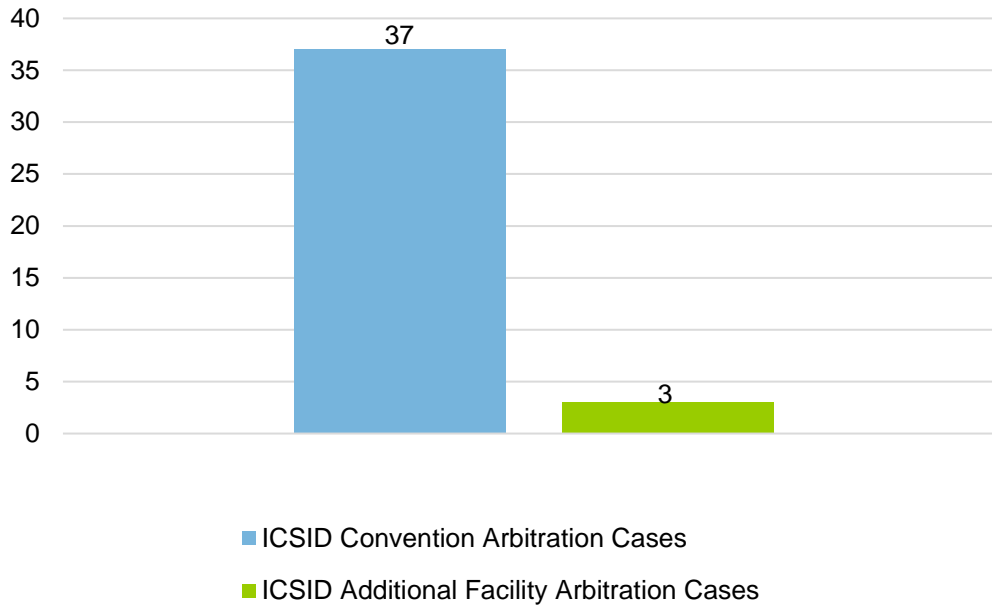
Chart 17: Arbitrators, Conciliators and *ad hoc* Committee Members Appointed in Cases Registered under the ICSID Convention and Additional Facility Rules – Distribution of Appointments by ICSID and by the Parties (or Party-appointed Arbitrators or Conciliators), by Gender



PART II
CASES REGISTERED AND ADMNISTERED
BY ICSID IN FISCAL YEAR 2020 (FY2020)

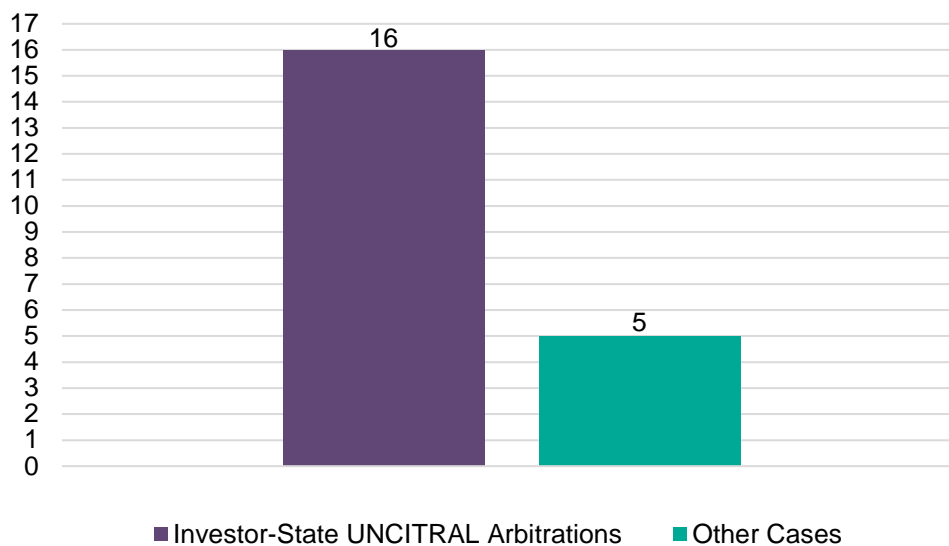
1. New Cases Registered by ICSID in FY2020

Chart 1: Number of New Cases Registered under the ICSID Convention and Additional Facility Rules in FY2020



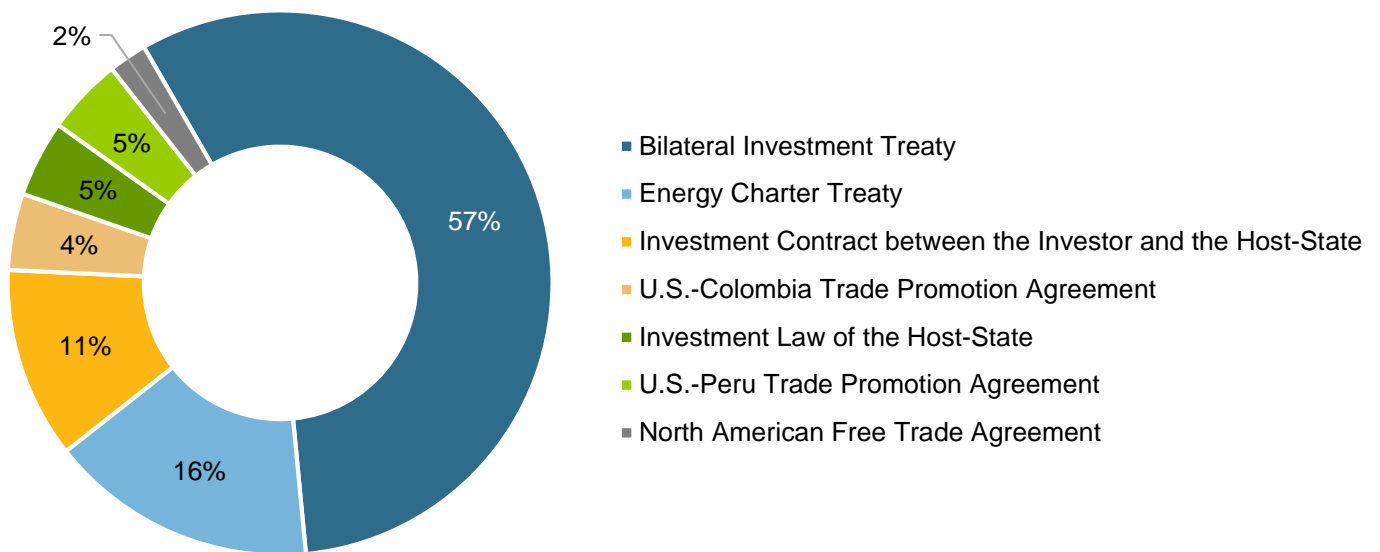
2. Non-ICSID Cases Administered by the ICSID Secretariat in FY2020

Chart 2: Number of Non-ICSID Cases Administered by the ICSID Secretariat in FY2020



3. Basis of Consent Invoked to Establish ICSID Jurisdiction in New Cases Registered in FY2020

Chart 3: Basis of Consent Invoked to Establish ICSID Jurisdiction in New Cases Registered in FY2020 under the ICSID Convention and Additional Facility Rules



4. Geographic Distribution of New ICSID Cases Registered in FY2020, by State Party Involved

Chart 4: Geographic Distribution of New Cases Registered in FY2020 under the ICSID Convention and Additional Facility Rules, by State Party Involved

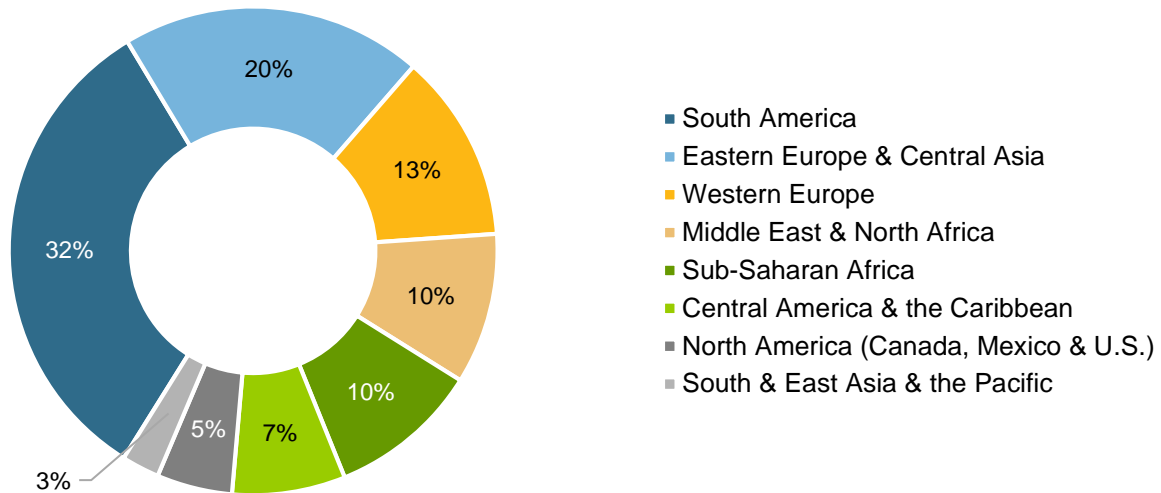
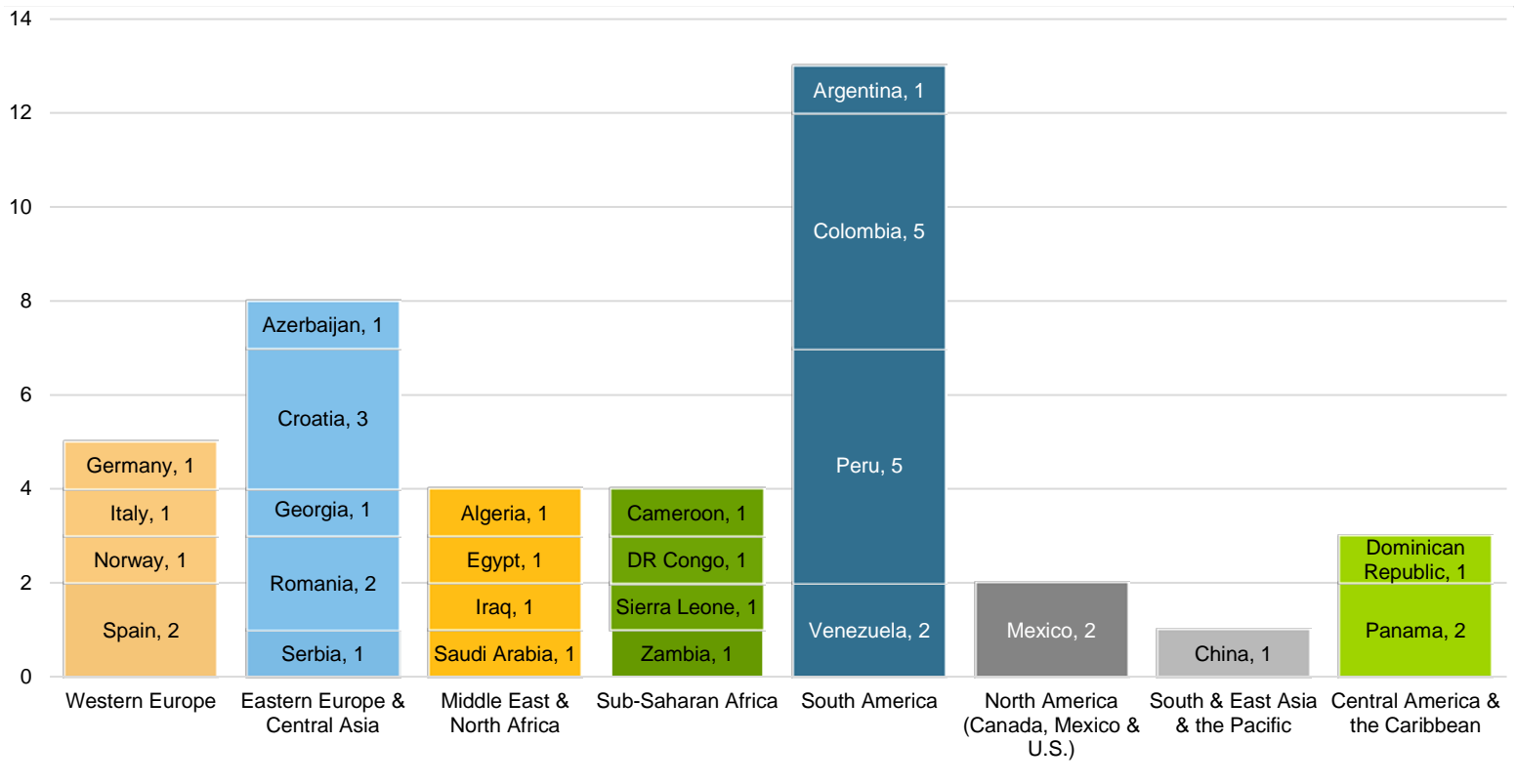
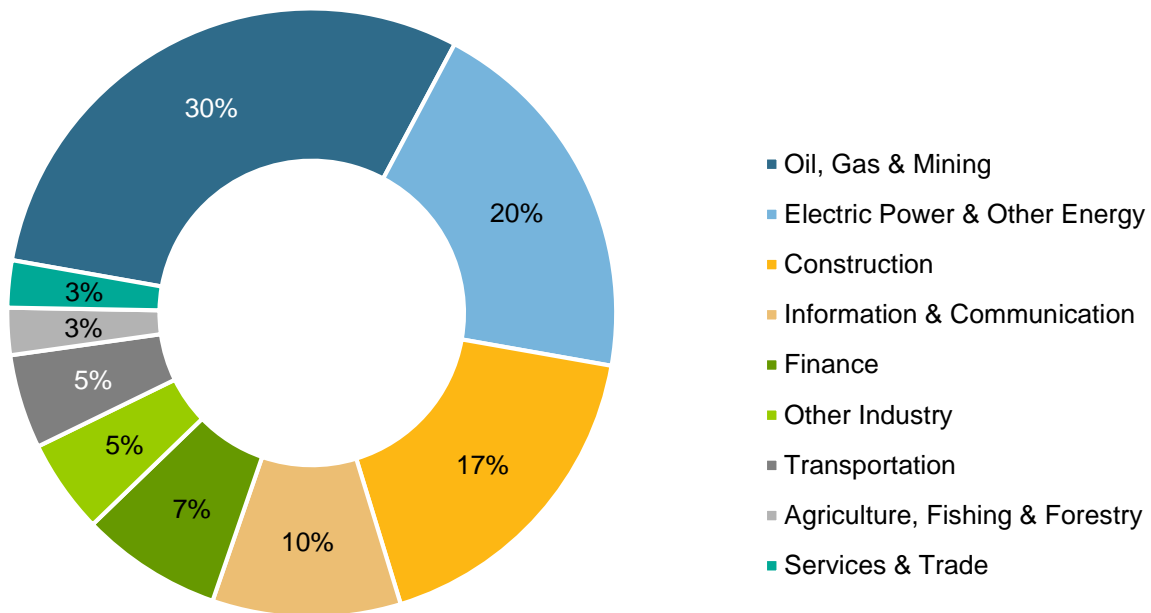


Chart 5: Geographic Distribution of New Cases Registered in FY2020 under the ICSID Convention and Additional Facility Rules, by State Party Involved – Further Details



5. Distribution of New ICSID Cases Registered in FY2020, by Economic Sector

Chart 6: Distribution of New Cases Registered in FY2020 under the ICSID Convention and Additional Facility Rules, by Economic Sector



6. ICSID Arbitration Proceedings Concluded in FY2020 – Outcomes

Chart 7: Arbitration Proceedings under the ICSID Convention and Additional Facility Rules concluded in FY2020 – Outcomes

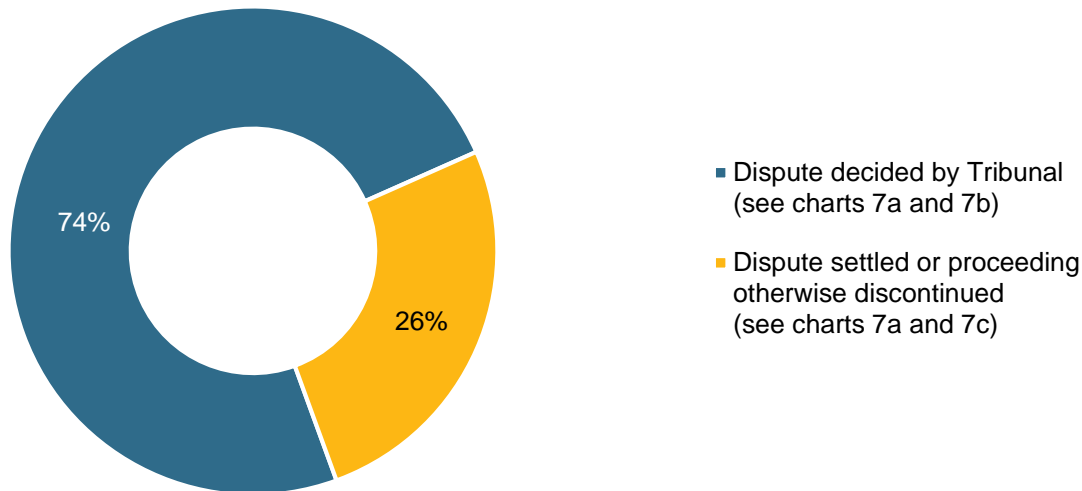


Chart 7a: Disputes Decided by Arbitral Tribunals under the ICSID Convention and Additional Facility Rules in FY2020 – Tribunal Rulings, Settlement & Discontinuances

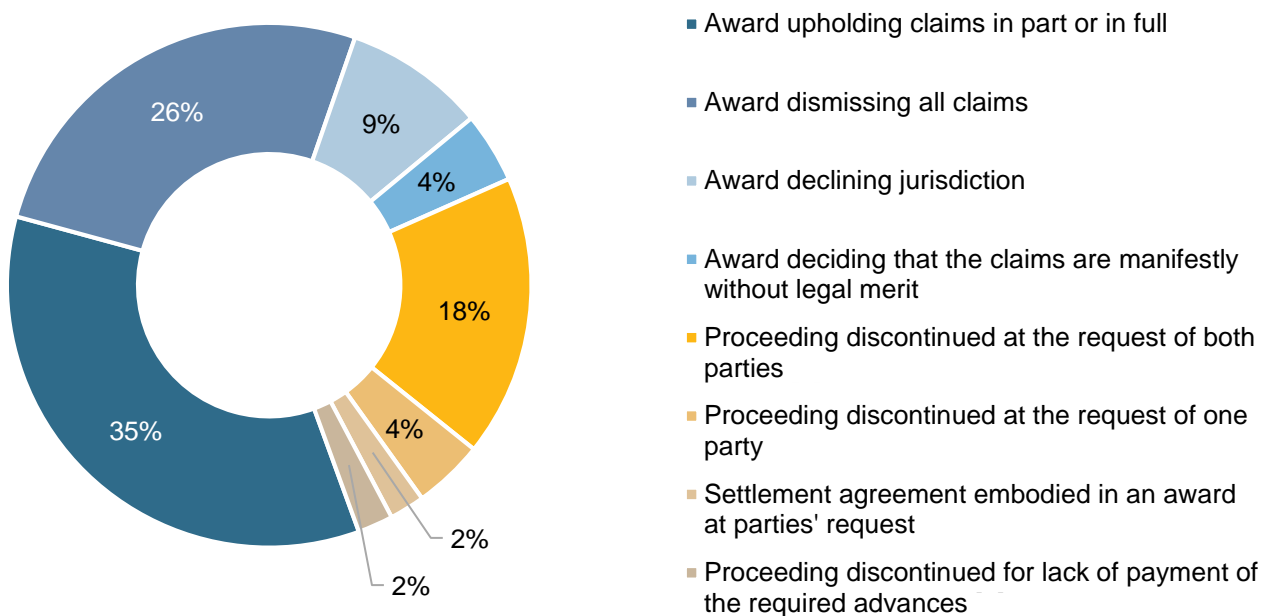


Chart 7b: Disputes Decided by Arbitral Tribunals under the ICSID Convention and Additional Facility Rules in FY2020 – Findings

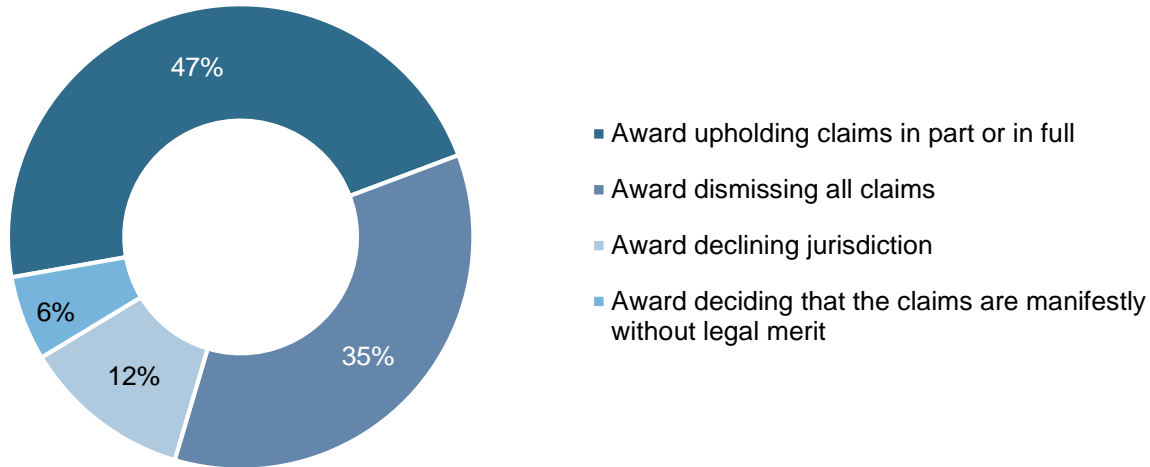
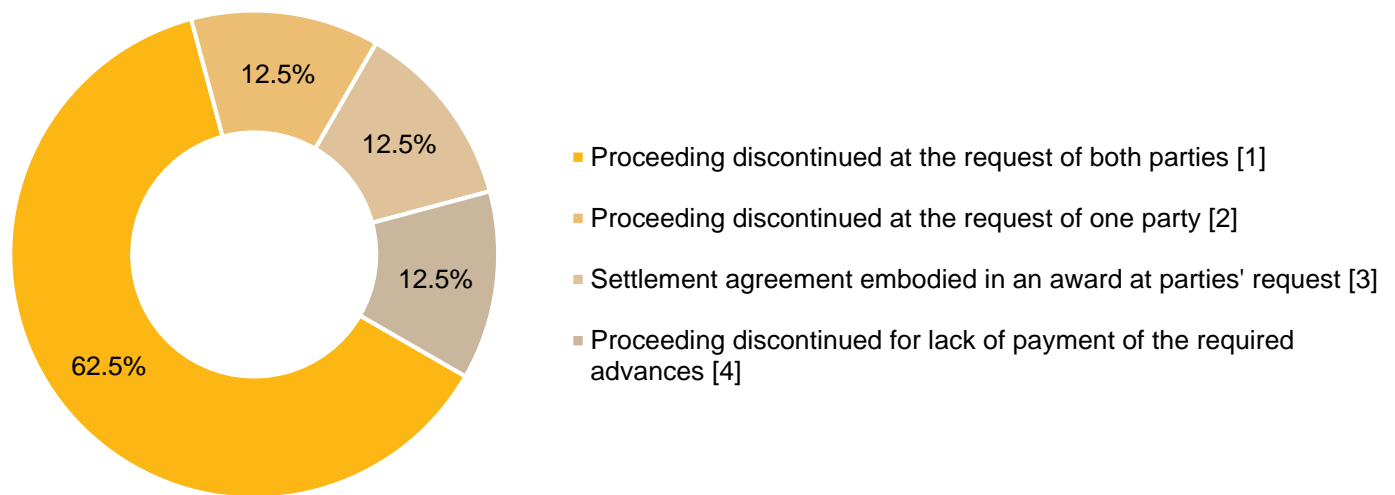


Chart 7c: Disputes Settled or Proceedings Otherwise Discontinued under the ICSID Convention and Additional Facility Rules in FY2020 – Basis



[1] ICSID Arbitration Rule 43(1). No case concluded on the basis of Arbitration (Additional Facility) Rule 49(1).

[2] ICSID Arbitration Rule 44. No case concluded on the basis of Arbitration (Additional Facility) Rule 50.

[3] ICSID Arbitration Rule 43(2). No case concluded on the basis of Arbitration (Additional Facility) Rule 49(2).

[4] ICSID Administrative & Financial Regulation 14(3)(d).

7. Arbitrators, Conciliators and *ad hoc* Committee Members Appointed in ICSID Cases in FY2020

Chart 8: Arbitrators, Conciliators and *ad hoc* Committee Members Appointed in FY2020 in Cases Registered under the ICSID Convention and Additional Facility Rules – Distribution of Appointments by Geographic Region

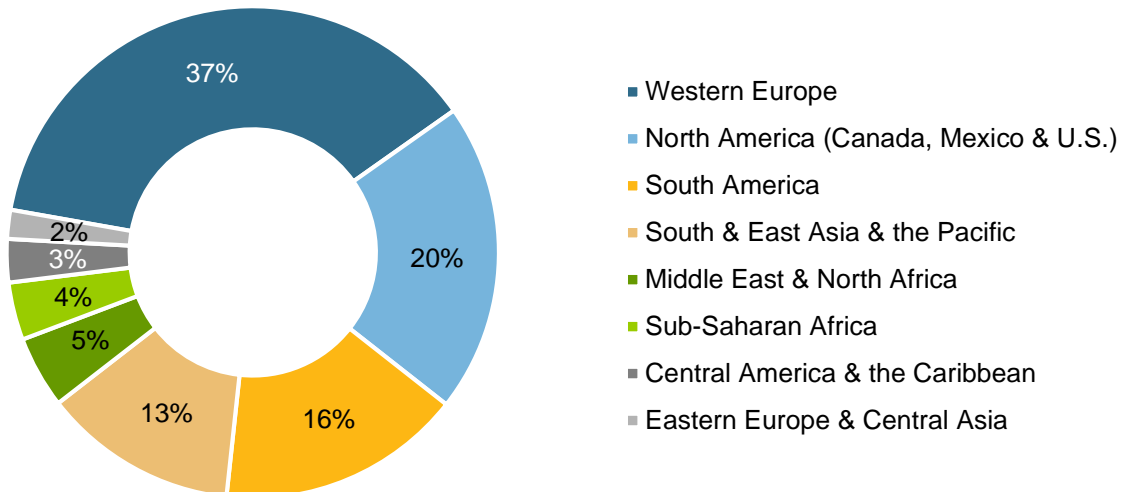


Chart 9: Arbitrators, Conciliators and *ad hoc* Committee Members Appointed in FY2020 in Cases Registered under the ICSID Convention and Additional Facility Rules – Distribution of Appointments by ICSID and by the Parties (or Party-appointed Arbitrators or Conciliators) by Geographic Region

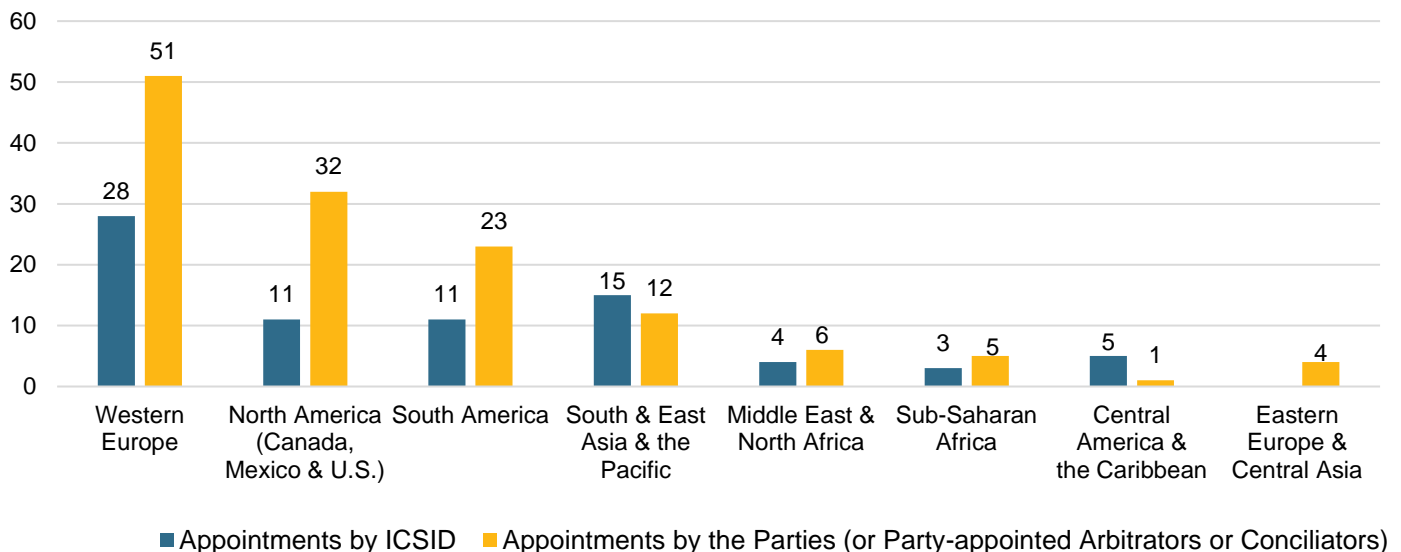


Chart 10: State of Nationality of Arbitrators, Conciliators and *ad hoc* Committee Members Appointed in FY2020 in Cases Registered under the ICSID Convention and Additional Facility Rules

Nationality/ Nationalities	As of Jun 30, 2020
Argentina	15
France	15
United Kingdom	15
United States of America	15
Mexico	12
Australia	9
Canada	9
Spain	9
Singapore	8
Netherlands	6
Switzerland	6
Finland	5
Germany	5
Korea, Rep. of	5
Argentina/Spain	4
Colombia	4
Italy	4
Bulgaria	3
Egypt	3
Guatemala	3
Mexico/Germany	3
Portugal	3
Australia/Ireland	2
Austria	2
Belgium	2
Chile	2
France/Lebanon	2
France/Sweden	2
Ireland	2

Nationality/ Nationalities	As of Jun 30, 2020
Ireland/United States of America	2
Lebanese/Chilean	2
Malta/South Africa	2
Pakistan	2
Peru	2
Peru/Switzerland	2
United Kingdom/Italy	2
United Kingdom/Nigeria	2
Algeria/France	1
Argentina/United States of America	1
Bahamas	1
Brazil	1
Brazil/Switzerland	1
Burundi	1
Cameroon	1
Canada/United Kingdom	1
China	1
Costa Rica	1
El Salvador	1
France/Switzerland	1
Mexico/United States of America	1
Morocco	1
Nigeria	1
Paraguay	1
Romania	1
South Africa	1
United Kingdom/Iran	1
Uruguay/France	1

Chart 11: Arbitrators, Conciliators and *ad hoc* Committee Members Appointed in Cases Registered under the ICSID Convention and Additional Facility Rules in FY2020 – Distribution of Appointments by Gender

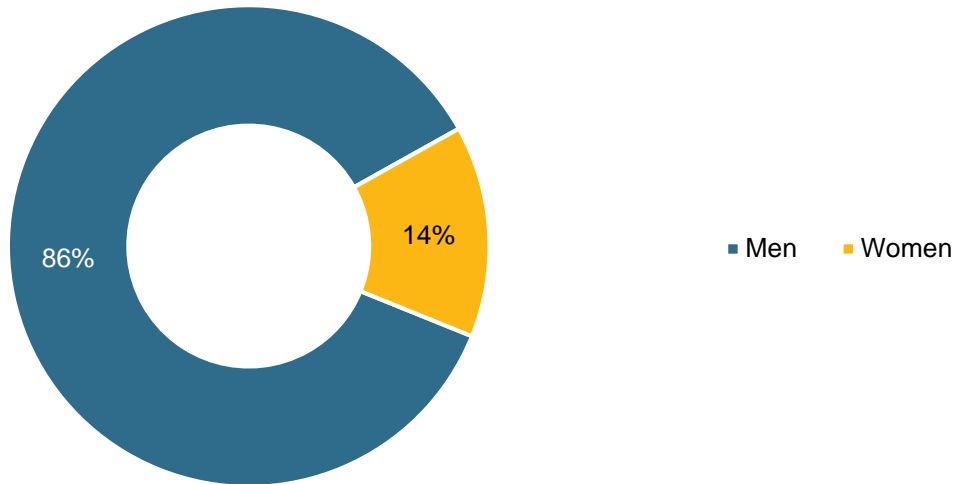
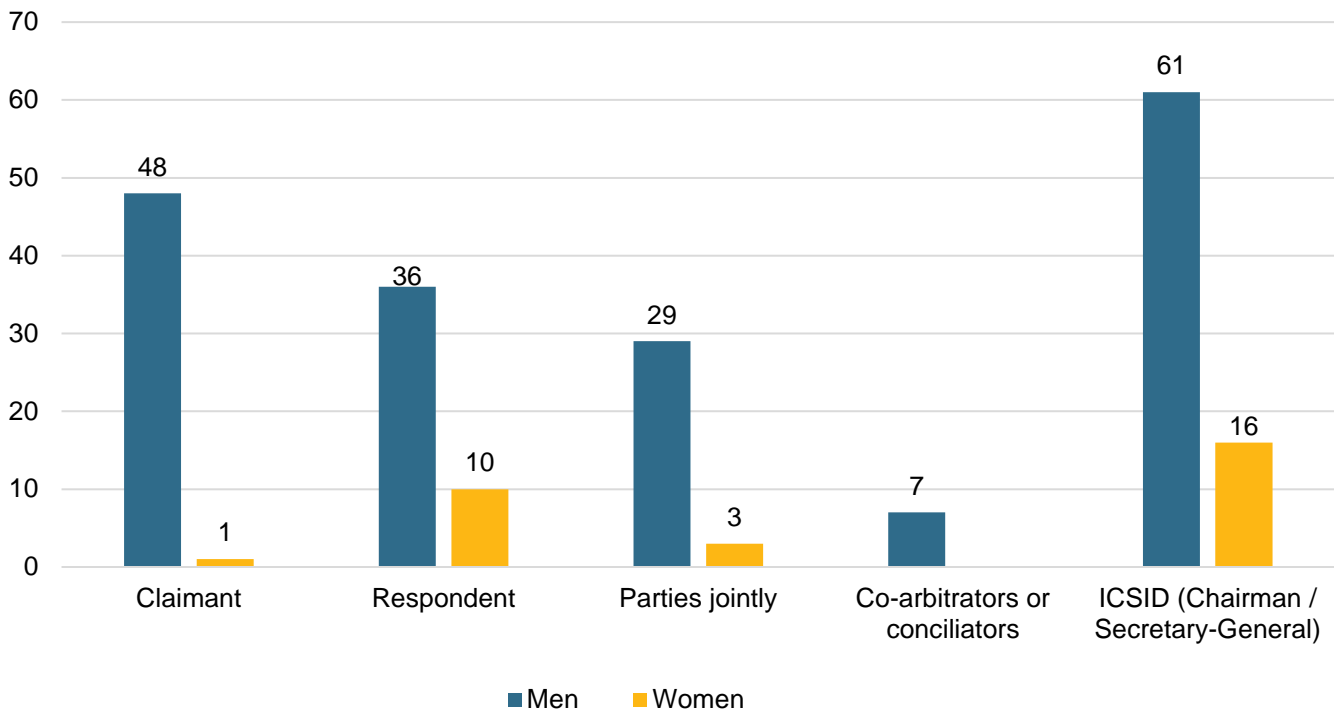


Chart 12: Arbitrators, Conciliators and *ad hoc* Committee Members Appointed in Cases Registered under the ICSID Convention and Additional Facility Rules in FY2020 – Distribution of Appointments by ICSID and by the Parties (or Party-appointed Arbitrators or Conciliators), by Gender



ICSID is the world's leading institution devoted to international investment dispute settlement. It has extensive experience in this field, having administered the majority of all international investment cases. States have agreed on ICSID as a forum for investor-State dispute settlement in most international investment treaties and in numerous investment laws and contracts.

ICSID was established in 1966 by the Convention on the Settlement of Investment Disputes between States and Nationals of Other States (the ICSID Convention). The ICSID Convention is a multilateral treaty formulated by the Executive Directors of the World Bank to further the Bank's objective of promoting international investment. ICSID is an independent, depoliticized and effective dispute-settlement institution. Its availability to investors and States helps to promote international investment by providing confidence in the dispute resolution process. It is also available for State-State disputes under investment treaties and free trade agreements, and as an administrative registry.